Ghid de montaj

L-Shape Raised Garden Bed with Corner Bench — Larch - GridGarden

LISTĂ DE PIESE

nr.	dim. (mm)	desen	găuri	buc
10	60 x 120 x 120		2× Ø12	**7**
9	60 x 120 x 180		3× Ø12	**2**
9	60 x 60 x 180		3× Ø12	**1**
8	60 x 120 x 240		4× Ø12	**6**
8	60 x 60 x 240		4× Ø12	**1**
7	60 x 120 x 300		5× Ø12	**15**
7	60 x 60 x 300		5× Ø12	**1**
6	60 x 120 x 360		6× Ø12	**7**
6	60 x 60 x 360		6× Ø12	**2**
5	60 x 120 x 420		7× Ø12	**1**
4	60 x 120 x 480		8× Ø12	**2**
4	60 x 60 x 480		8× Ø12	**1**
3	60 x 120 x 540		9× Ø12	**4**
2	60 x 120 x 600		10× Ø12	**39**
1	60 x 60 x 1200		20× Ø12	**4**
	60 x 120 x 1200		4× Ø12	**6**
	Conectori	●		**268**

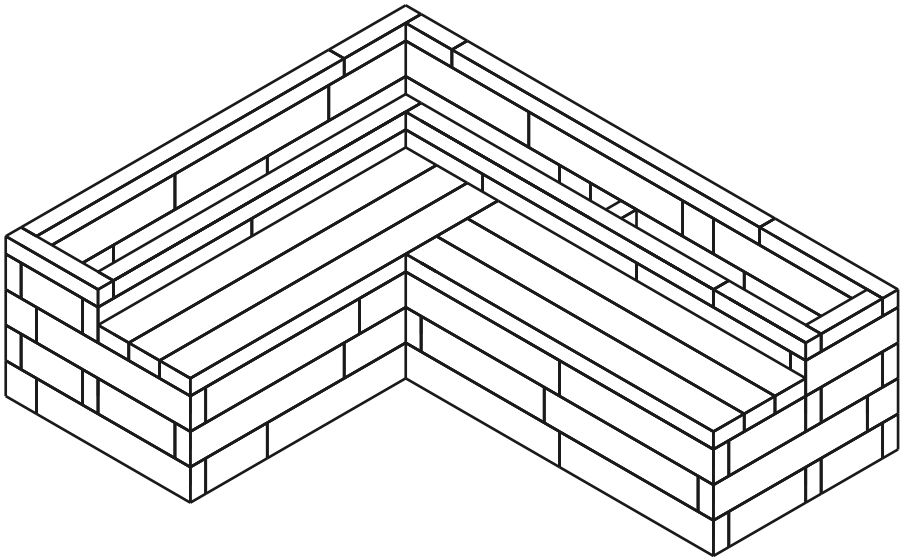

99
PIESE

6
STRATURI

268
DIBLURI

În total 99 piese + 268 dibluri.

Numerotarea pieselor după lungime (cea mai lungă = 1).

Stratul 1 / 6

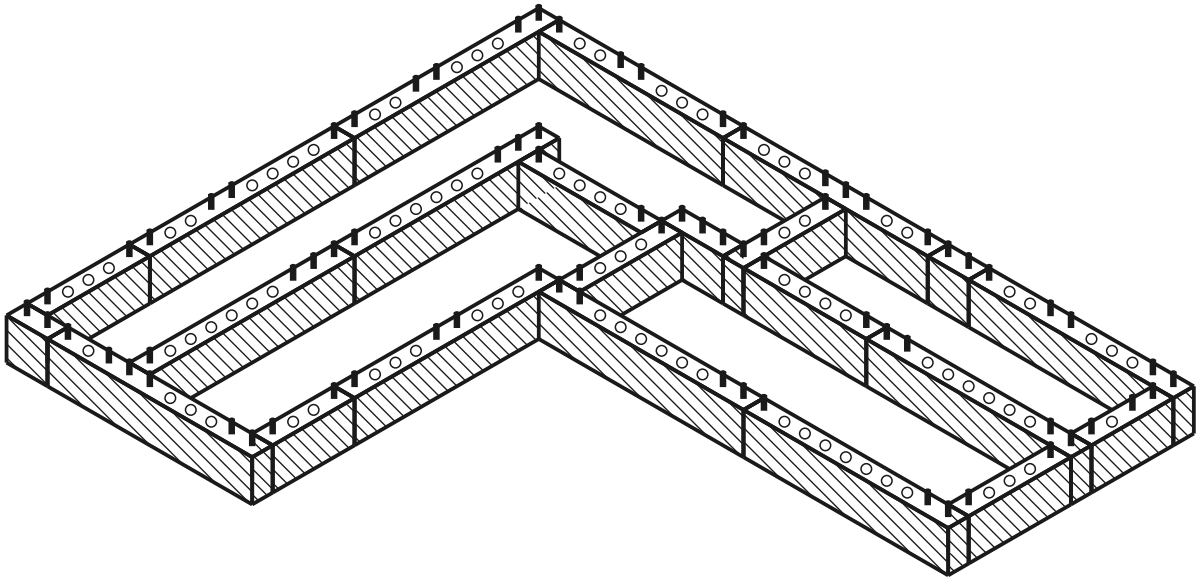

stratul curent montat diblu gaură

VEDERE DE SUS - CARE PIESĂ UNDE

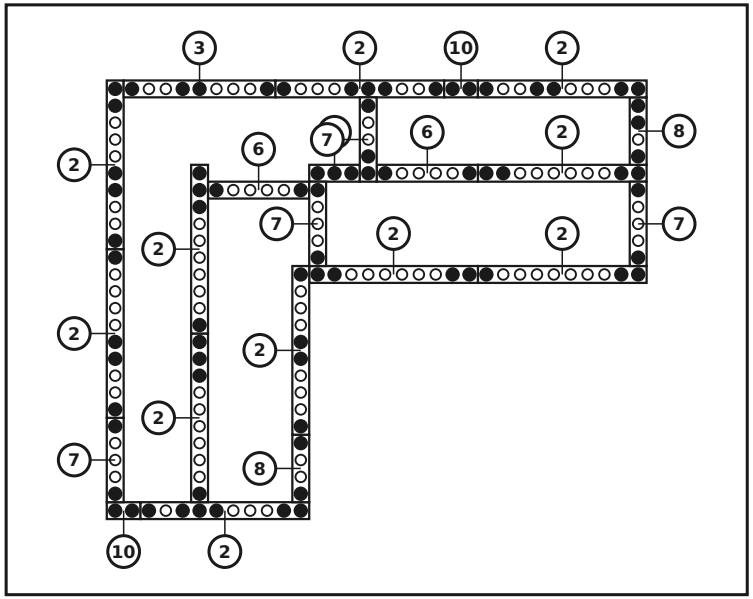

PIESELE DIN ACEST STRAT

nr.	dim. (mm)	desen	găuri	buc
10	60 x 120 x 120	• •	2× Ø12	2
9	60 x 120 x 180	• ○ •	3× Ø12	1
8	60 x 120 x 240	• ○ ○ •	4× Ø12	2
7	60 x 120 x 300	• ○ ○ ○ •	5× Ø12	4
6	60 x 120 x 360	• ○ ○ ○ ○ •	6× Ø12	2
3	60 x 120 x 540	• ○ ○ ○ ○ ○ ○ ○ •	9× Ø12	1
2	60 x 120 x 600	• ○ ○ ○ ○ ○ ○ ○ ○ •	10× Ø12	11
	Conectori	●		77

Stratul 2 / 6

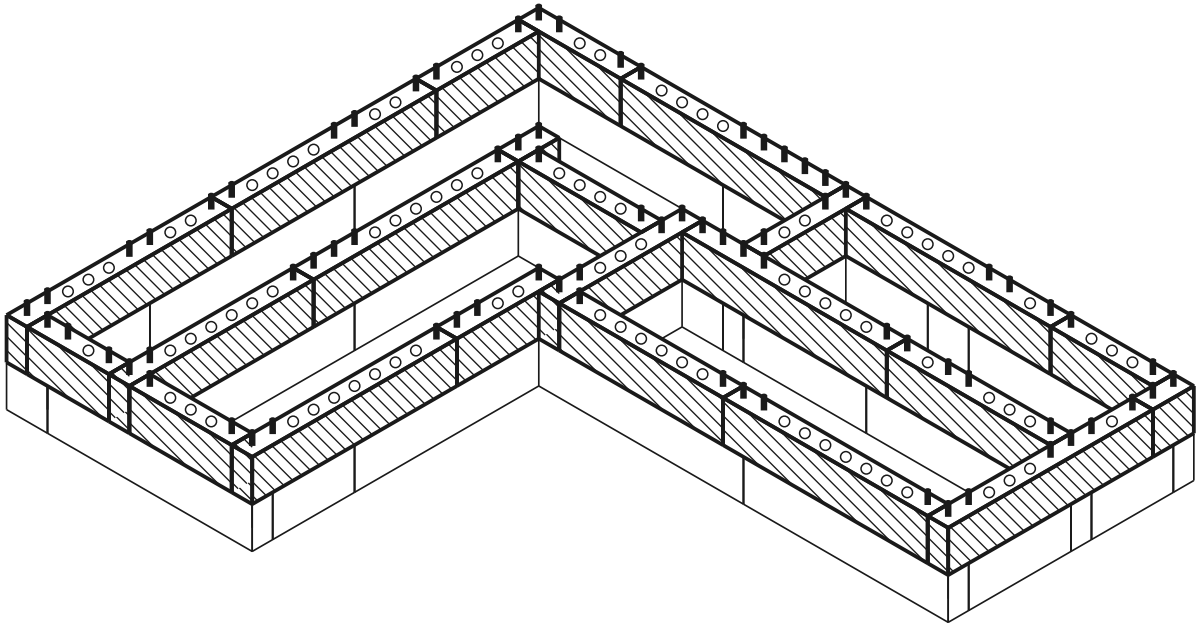

stratul curent montat diblu gaură

VEDERE DE SUS - CARE PIESĂ UNDE

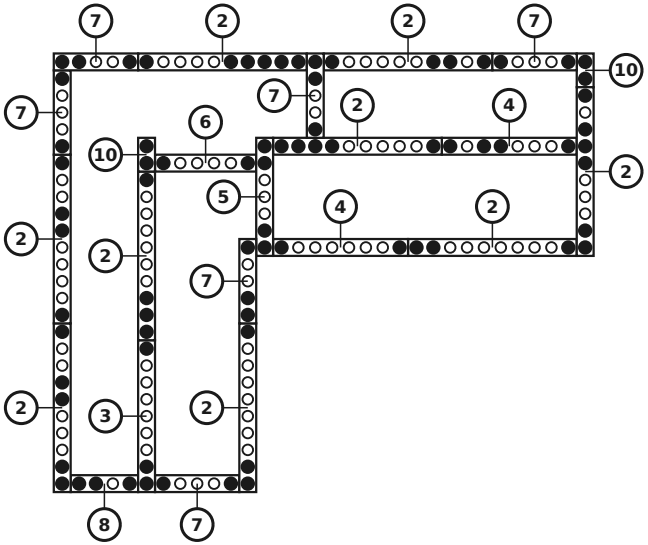

PIESELE DIN ACEST STRAT

nr.	dim. (mm)	desen	găuri	buc
10	60 x 120 x 120	• •	2× Ø12	**2**
8	60 x 120 x 240	• ○ ○ •	4× Ø12	**1**
7	60 x 120 x 300	• ○ ○ ○ •	5× Ø12	**6**
6	60 x 120 x 360	• ○ ○ ○ ○ •	6× Ø12	**1**
5	60 x 120 x 420	• ○ ○ ○ ○ ○ •	7× Ø12	**1**
4	60 x 120 x 480	• ○ ○ ○ ○ ○ ○ •	8× Ø12	**2**
3	60 x 120 x 540	• ○ ○ ○ ○ ○ ○ ○ •	9× Ø12	**1**
2	60 x 120 x 600	• ○ ○ ○ ○ ○ ○ ○ ○ •	10× Ø12	**9**
	Conectori	●		**77**

Stratul 3 / 6

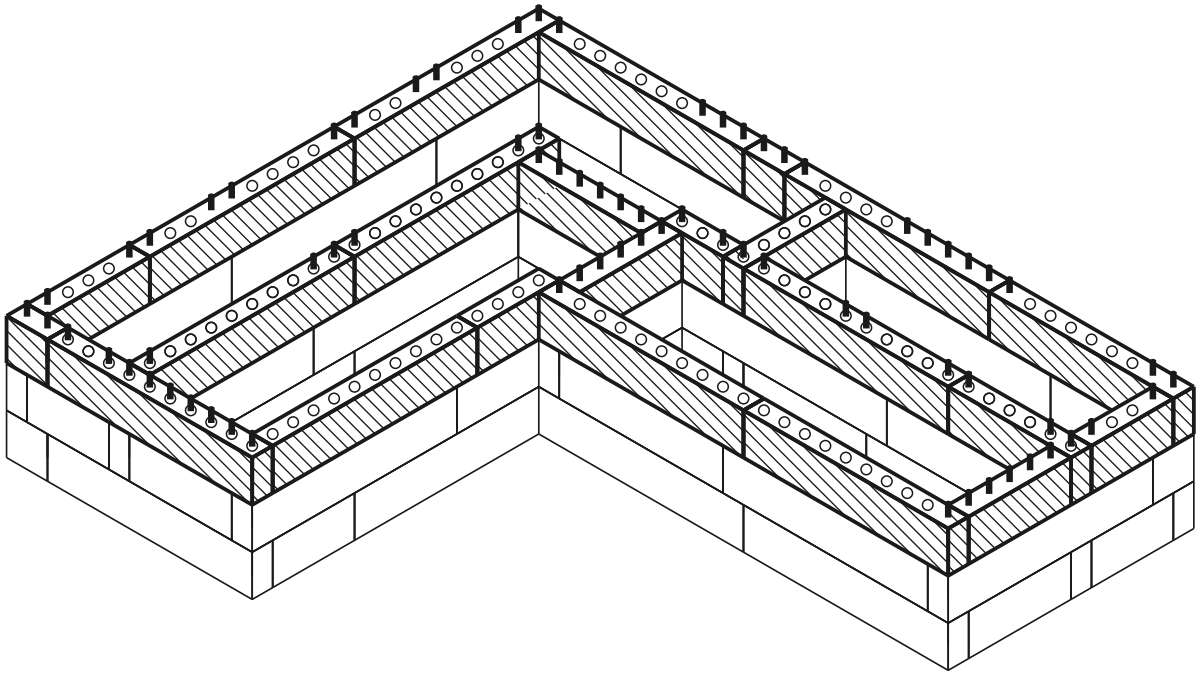

stratul curent montat diblu gaură

VEDERE DE SUS - CARE PIESĂ UNDE

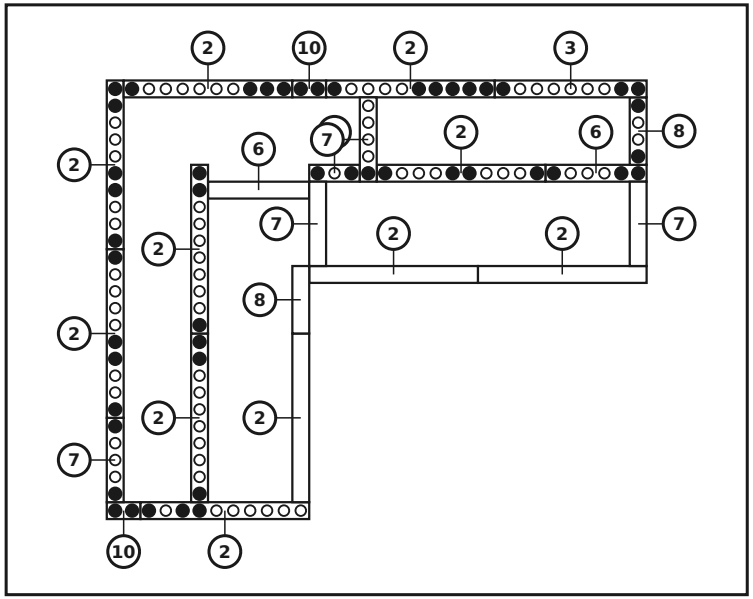

PIESELE DIN ACEST STRAT

nr.	dim. (mm)	desen	găuri	buc
10	60 x 120 x 120	• •	2× Ø12	2
9	60 x 120 x 180	• ○ •	3× Ø12	1
8	60 x 120 x 240	• ○ ○ •	4× Ø12	2
7	60 x 120 x 300	• ○ ○ ○ •	5× Ø12	4
6	60 x 120 x 360	• ○ ○ ○ ○ •	6× Ø12	2
3	60 x 120 x 540	• ○ ○ ○ ○ ○ ○ ○ •	9× Ø12	1
2	60 x 120 x 600	• ○ ○ ○ ○ ○ ○ ○ ○ •	10× Ø12	11
	Conectori	●		49

Stratul 4 / 6 — Montarea plăcii de șezut

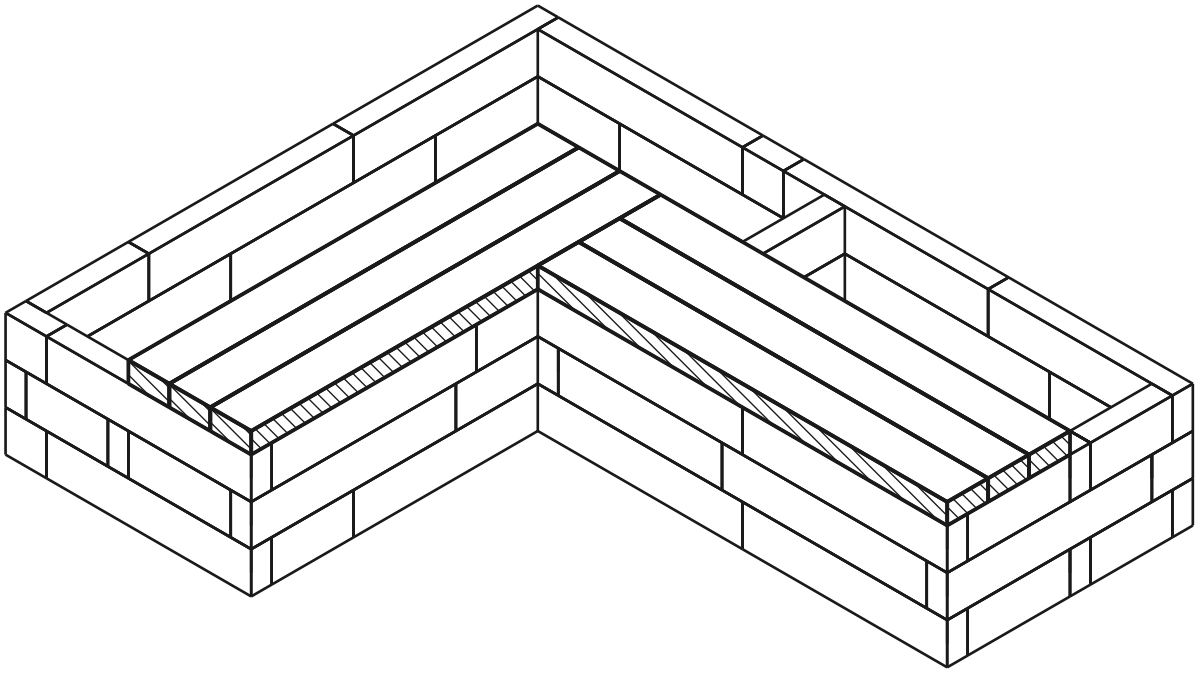

VEDERE DE SUS - CARE PIESĂ UNDE

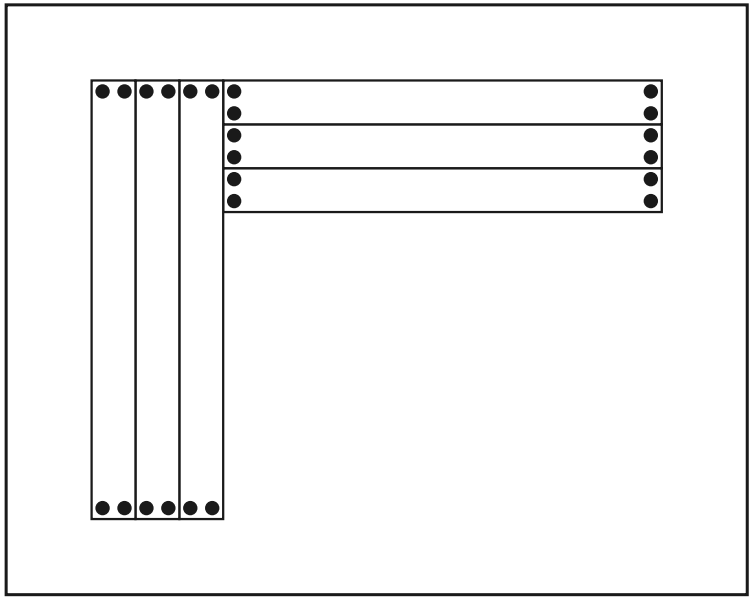

PIESELE DIN ACEST STRAT

dim. (mm)	desen	găuri	buc
60 x 120 x 1200		4× Ø12	**6**
Conectori	●		**24**

stratul curent montat diblu gaură

Bateți conectorii în rândul superior al peretelui, apoi așezați placa de șezut pe aceștia de sus.

Stratul 5 / 6

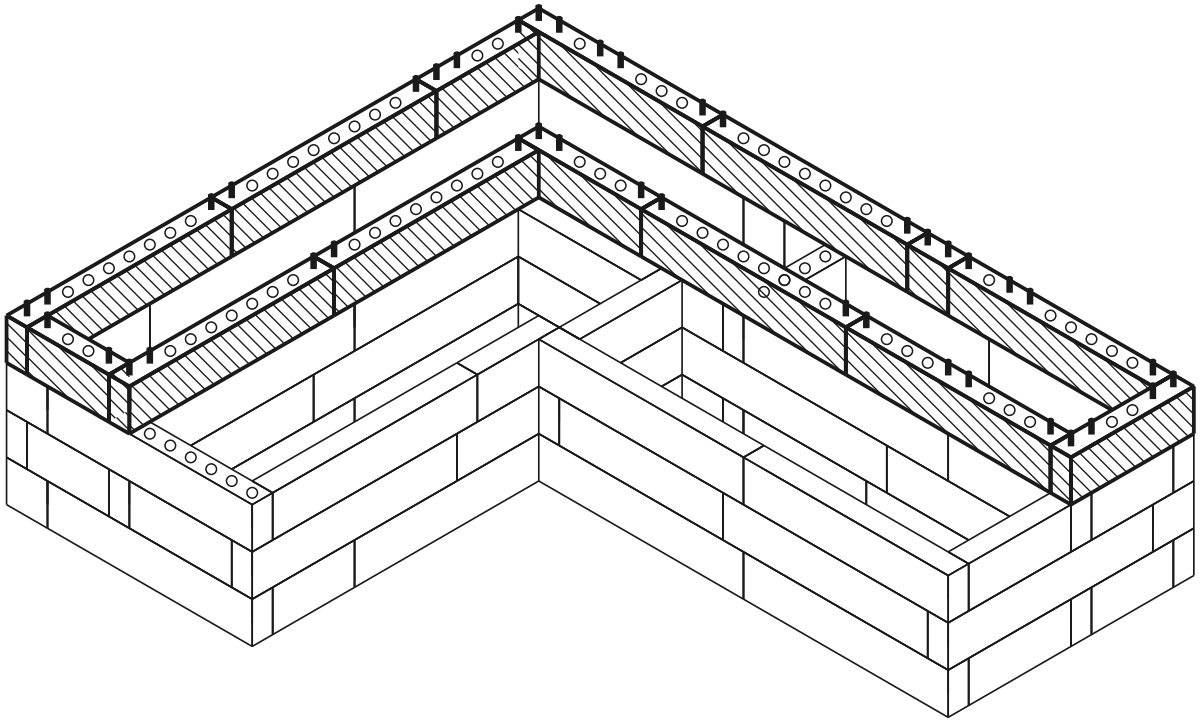

stratul curent montat diblu gaură

VEDERE DE SUS - CARE PIESĂ UNDE

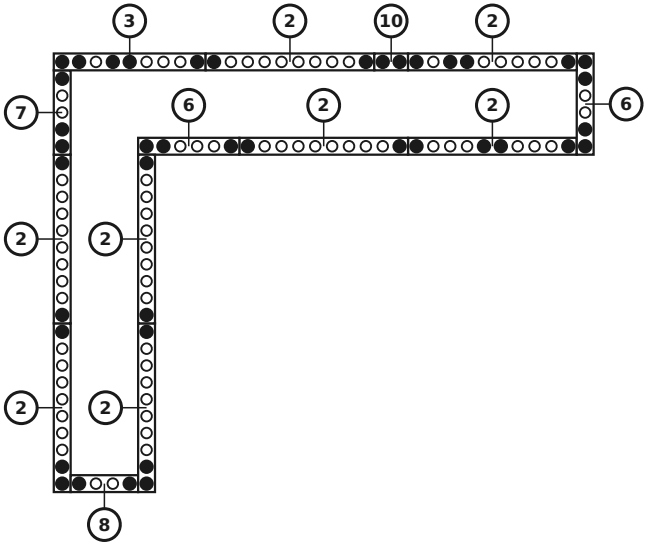

PIESELE DIN ACEST STRAT

nr.	dim. (mm)	desen	găuri	buc
10	60 x 120 x 120	• •	2× Ø12	1
8	60 x 120 x 240	• ○ ○ •	4× Ø12	1
7	60 x 120 x 300	• ○ ○ ○ •	5× Ø12	1
6	60 x 120 x 360	• ○ ○ ○ ○ •	6× Ø12	2
3	60 x 120 x 540	• ○ ○ ○ ○ ○ ○ ○ •	9× Ø12	1
2	60 x 120 x 600	• ○ ○ ○ ○ ○ ○ ○ ○ •	10× Ø12	8
	Conectori	●		41

Stratul 6 / 6 (capac superior)

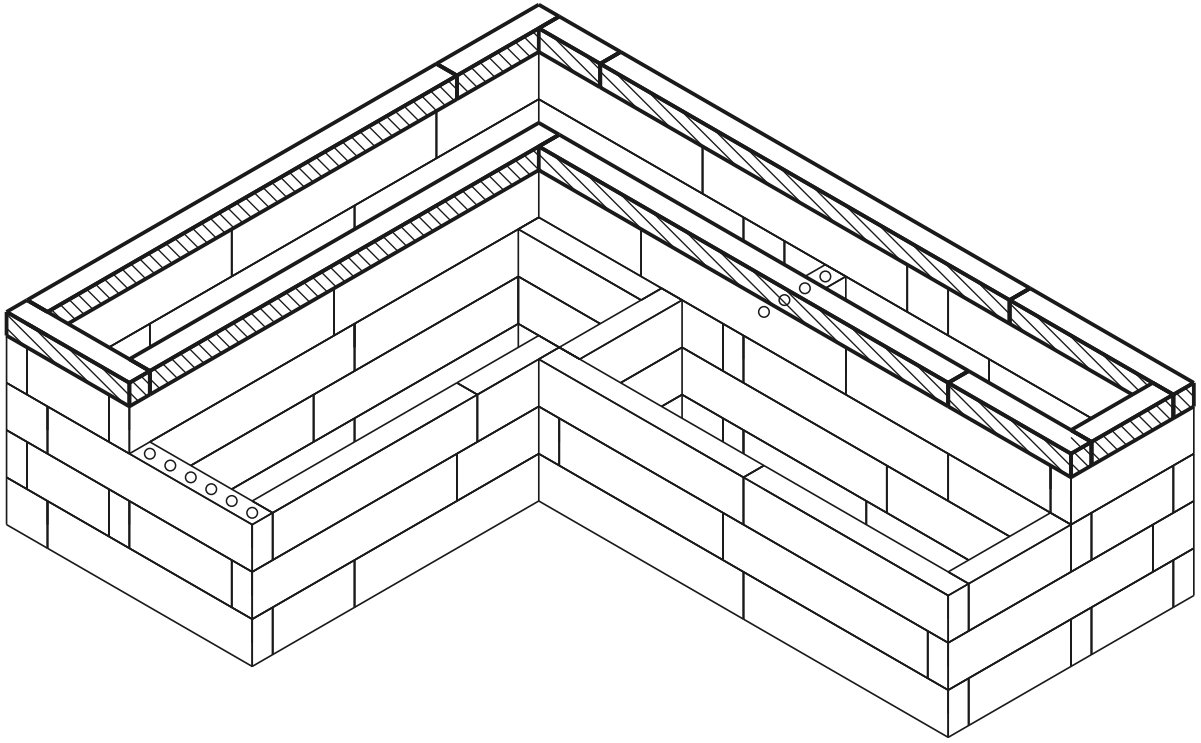

stratul curent montat diblu gaură

VEDERE DE SUS - CARE PIESĂ UNDE

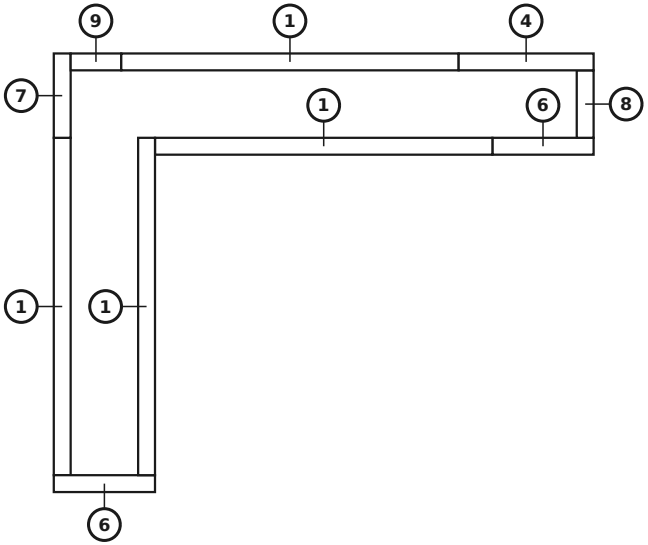

PIESELE DIN ACEST STRAT

nr.	dim. (mm)	desen	găuri	buc
9	60 x 60 x 180		3× Ø12	1
8	60 x 60 x 240		4× Ø12	1
7	60 x 60 x 300		5× Ø12	1
6	60 x 60 x 360		6× Ø12	2
4	60 x 60 x 480		8× Ø12	1
1	60 x 60 x 1200		20× Ø12	4
	Conectori	●		0

Model finalizat

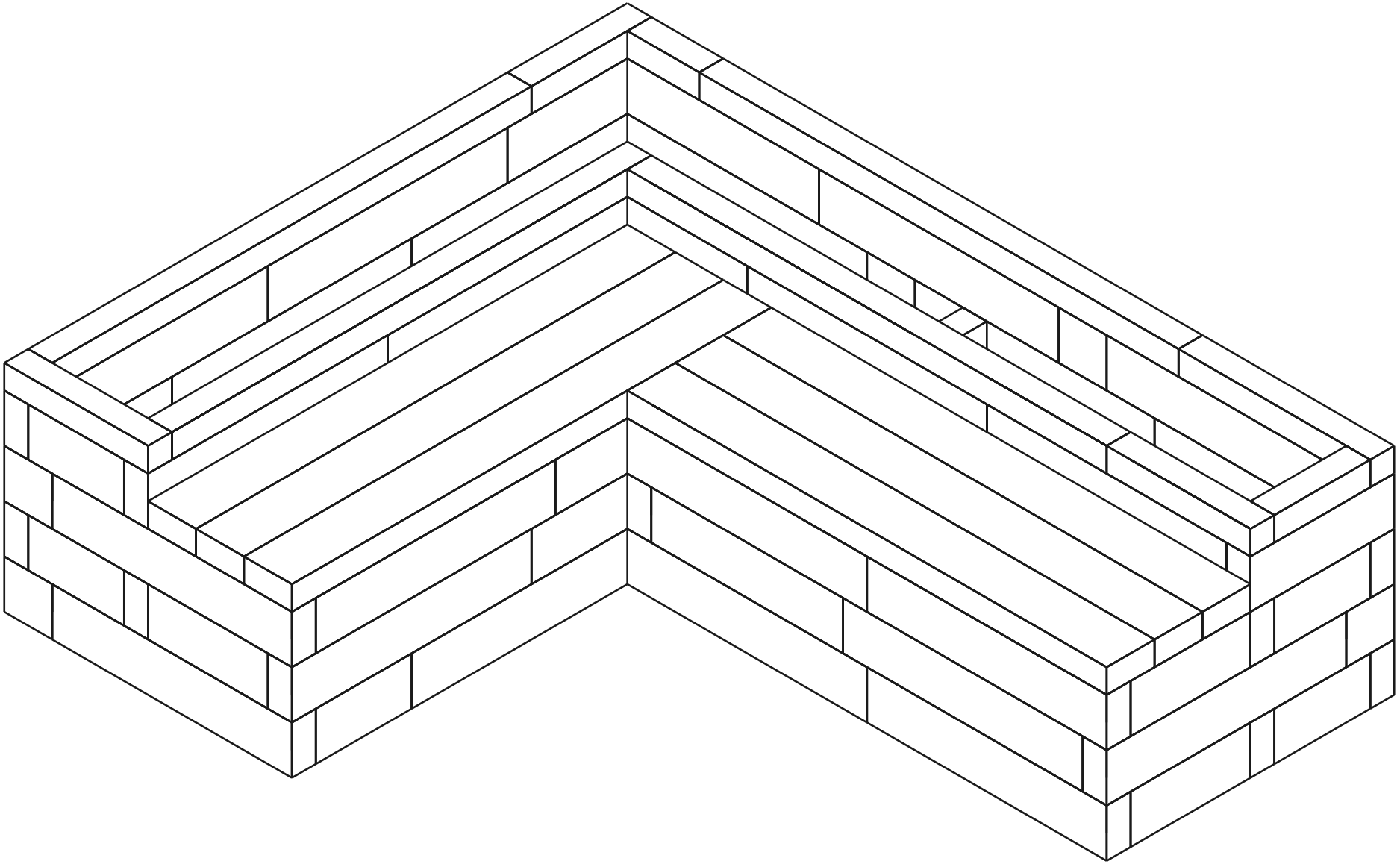

Lista de materiale (BOM)

Piesă	Rol	Buc
60×120×600 mm (BOTTOM)	jos	11
60×120×540 mm (BOTTOM)	jos	1
60×120×360 mm (BOTTOM)	jos	2
60×120×300 mm (BOTTOM)	jos	4
60×120×240 mm (BOTTOM)	jos	2
60×120×180 mm (BOTTOM)	jos	1
60×120×120 mm (BOTTOM)	jos	2
60×120×600 mm	mijloc	28
60×120×540 mm	mijloc	3
60×120×480 mm	mijloc	2
60×120×420 mm	mijloc	1
60×120×360 mm	mijloc	5
60×120×300 mm	mijloc	11
60×120×240 mm	mijloc	4
60×120×180 mm	mijloc	1
60×120×120 mm	mijloc	5
60×60×1200 mm (TOP)	sus	4
60×60×480 mm (TOP)	sus	1
60×60×360 mm (TOP)	sus	2
60×60×300 mm (TOP)	sus	1
60×60×240 mm (TOP)	sus	1
60×60×180 mm (TOP)	sus	1
Placă de șezut 1200mm	șezut	6
Connector (12×70 mm pin)	-	268

Total: 99 piese