Ghid de montaj

Brick Premium Garden Seating Set — Table and Two Benches - GridGarden

LISTĂ DE PIESE

nr.	dim. (mm)	desen	găuri	buc
4	60 x 120 x 120		2× Ø12	**32**
3	60 x 120 x 360		6× Ø12	**8**
2	60 x 120 x 480		8× Ø12	**16**
1	60 x 120 x 600	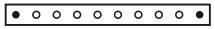	10× Ø12	**24**
	60 x 120 x 1200		4× Ø12	**14**
	Conectori	●		**220**

În total 94 piese + 220 dibluri.

Numerotarea pieselor după lungime (cea mai lungă = 1).



94	8	220
PIESE	STRATURI	DIBLURI

Stratul 1 / 8

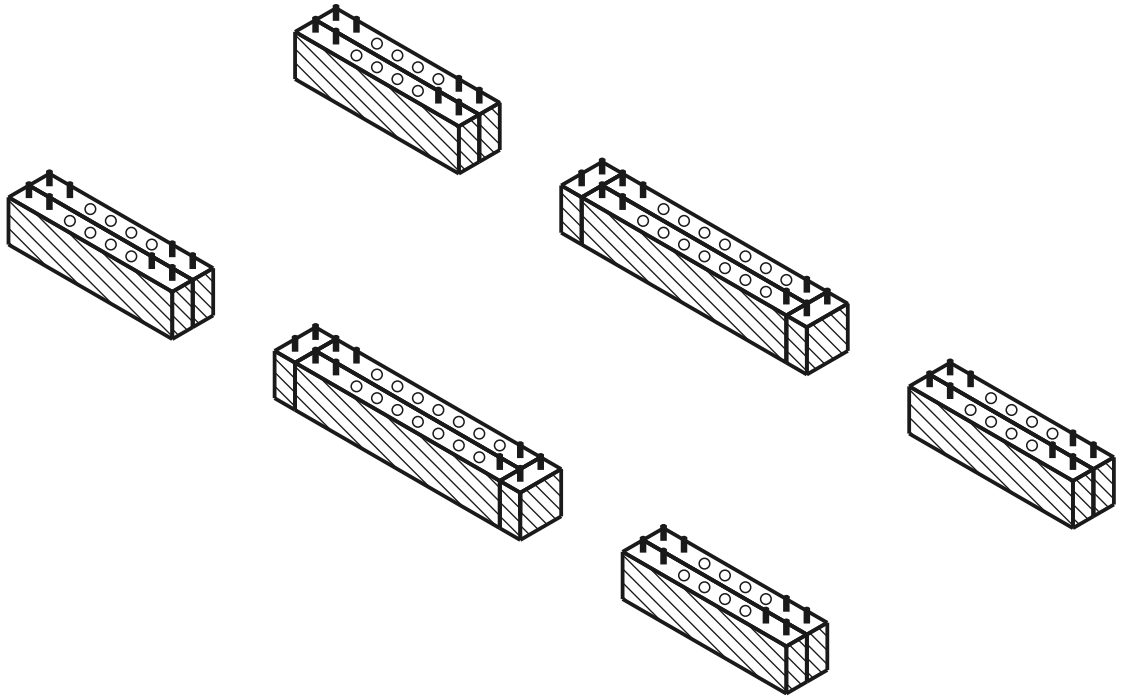

stratul curent montat diblu gaură

VEDERE DE SUS - CARE PIESĂ UNDE

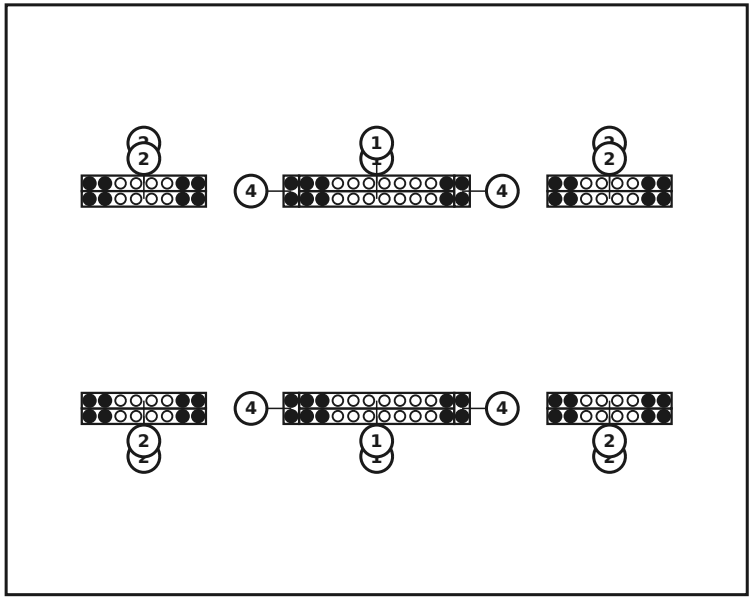

PIESELE DIN ACEST STRAT

nr.	dim. (mm)	desen	găuri	buc
4	60 x 120 x 120	• •	2× Ø12	**4**
2	60 x 120 x 480	• ○ ○ ○ ○ ○ ○ •	8× Ø12	**8**
1	60 x 120 x 600	• ○ ○ ○ ○ ○ ○ ○ ○ •	10× Ø12	**4**
	Conectori	●		**52**

Stratul 2 / 8

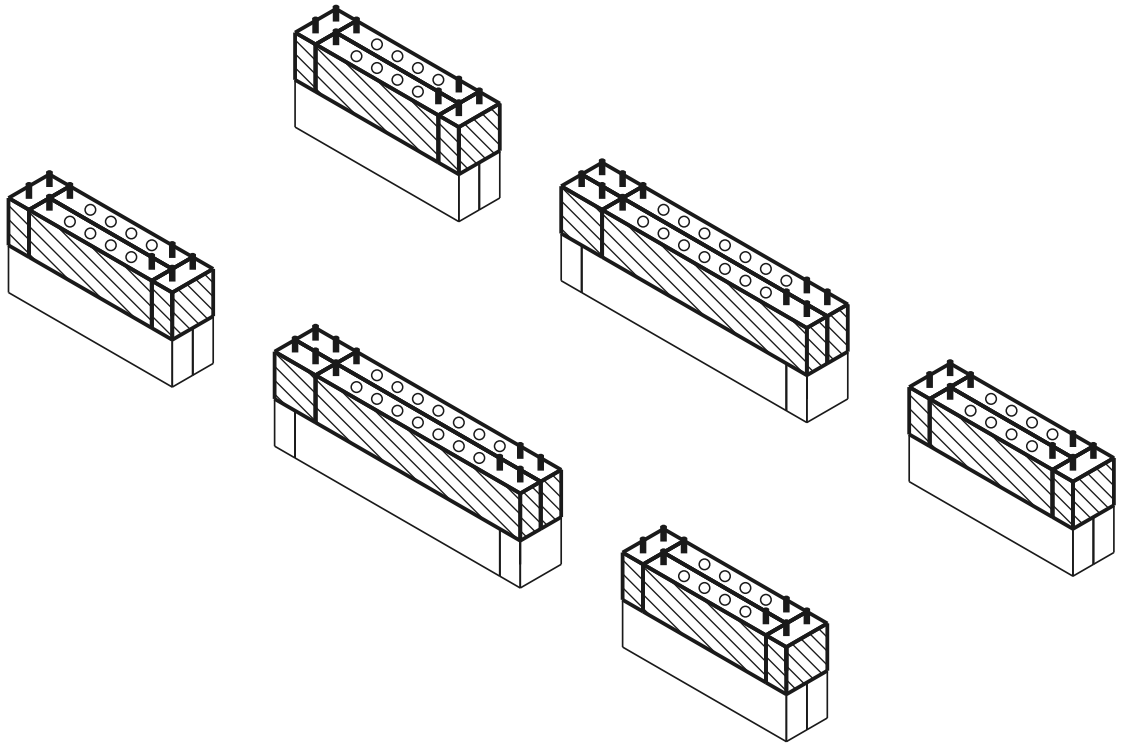

stratul curent montat diblu gaură

VEDERE DE SUS - CARE PIESĂ UNDE

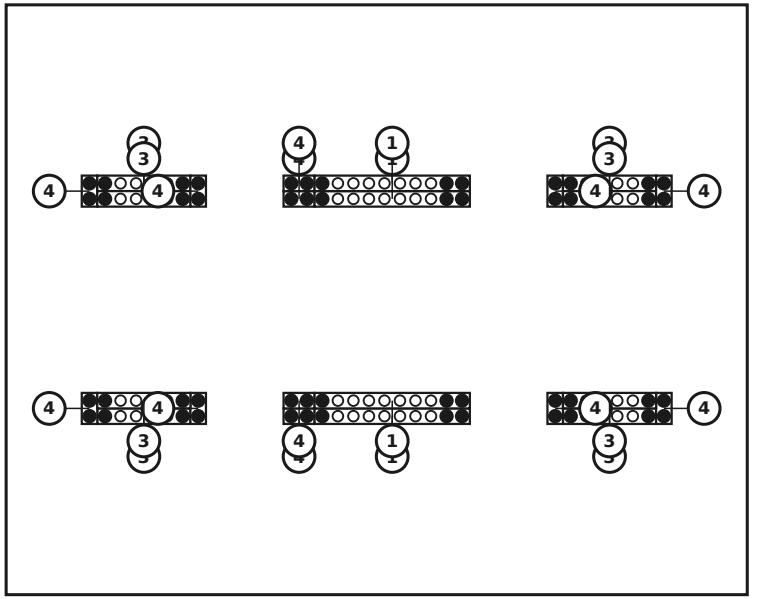

PIESELE DIN ACEST STRAT

nr.	dim. (mm)	desen	găuri	buc
4	60 x 120 x 120	• •	2× Ø12	**12**
3	60 x 120 x 360	• ○ ○ ○ ○ •	6× Ø12	**8**
1	60 x 120 x 600	• ○ ○ ○ ○ ○ ○ ○ ○ •	10× Ø12	**4**
	Conectori	●		**52**

Stratul 3 / 8

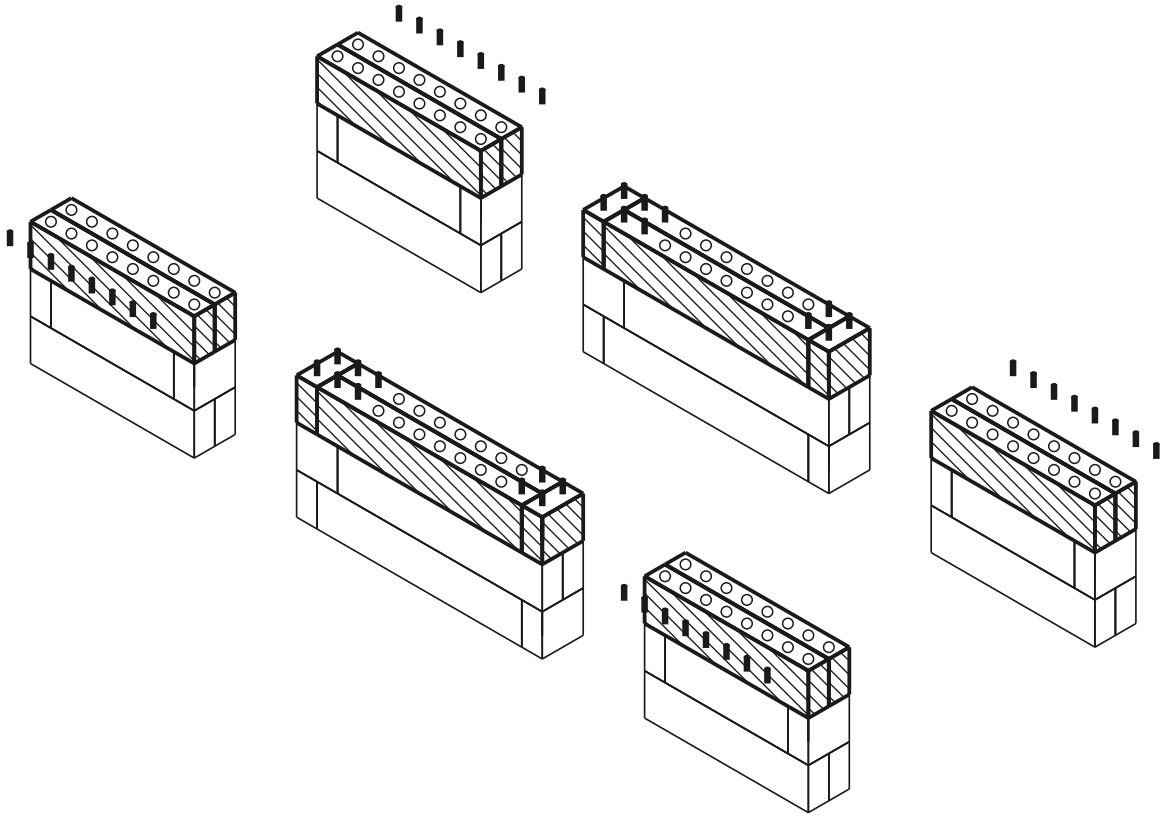

stratul curent montat diblu gaură

VEDERE DE SUS - CARE PIESĂ UNDE

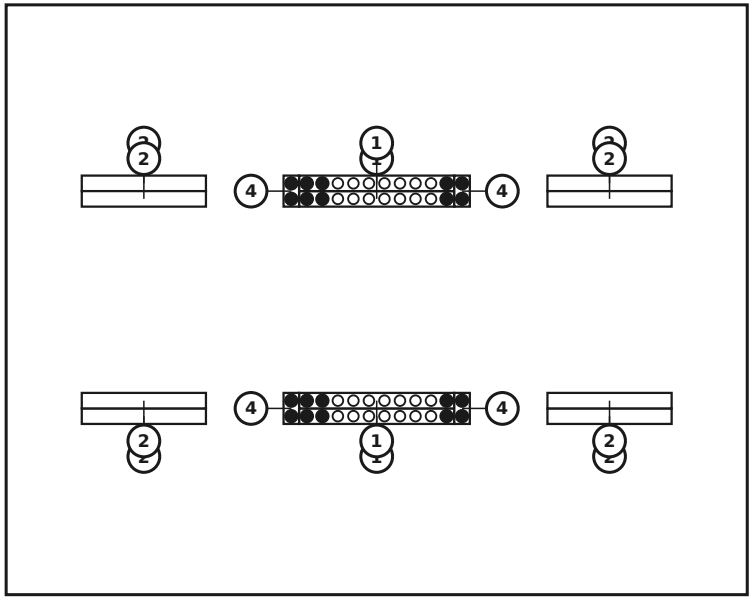

PIESELE DIN ACEST STRAT

nr.	dim. (mm)	desen	găuri	buc
4	60 x 120 x 120	• •	2× Ø12	**4**
2	60 x 120 x 480	• ○ ○ ○ ○ ○ ○ •	8× Ø12	**8**
1	60 x 120 x 600	• ○ ○ ○ ○ ○ ○ ○ ○ •	10× Ø12	**4**
	Conectori	●		**20**

Stratul 4 / 8 — Montarea plăcii de șezut

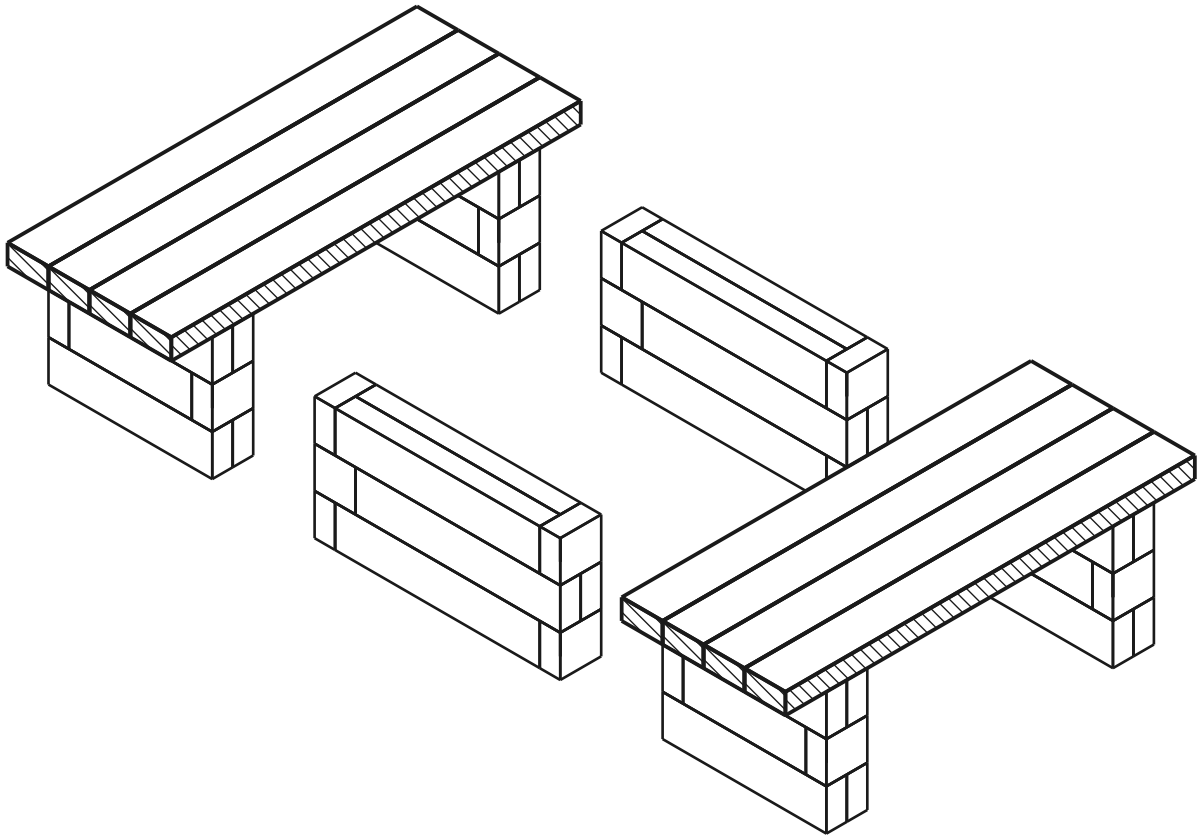

VEDERE DE SUS - CARE PIESĂ UNDE

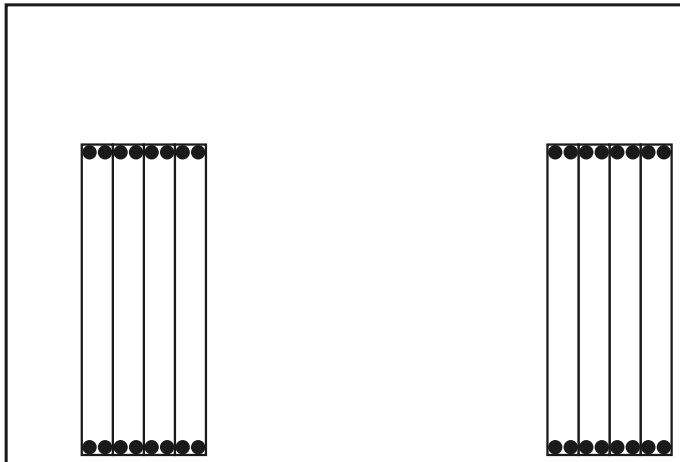

PIESELE DIN ACEST STRAT

dim. (mm)	desen	găuri	buc
60 x 120 x 1200		4× Ø12	**8**
Conectori	●		**32**

stratul curent montat diblu gaură

Bateți conectorii în rândul superior al peretelui, apoi așezați placa de șezut pe aceștia de sus.

Stratul 5 / 8

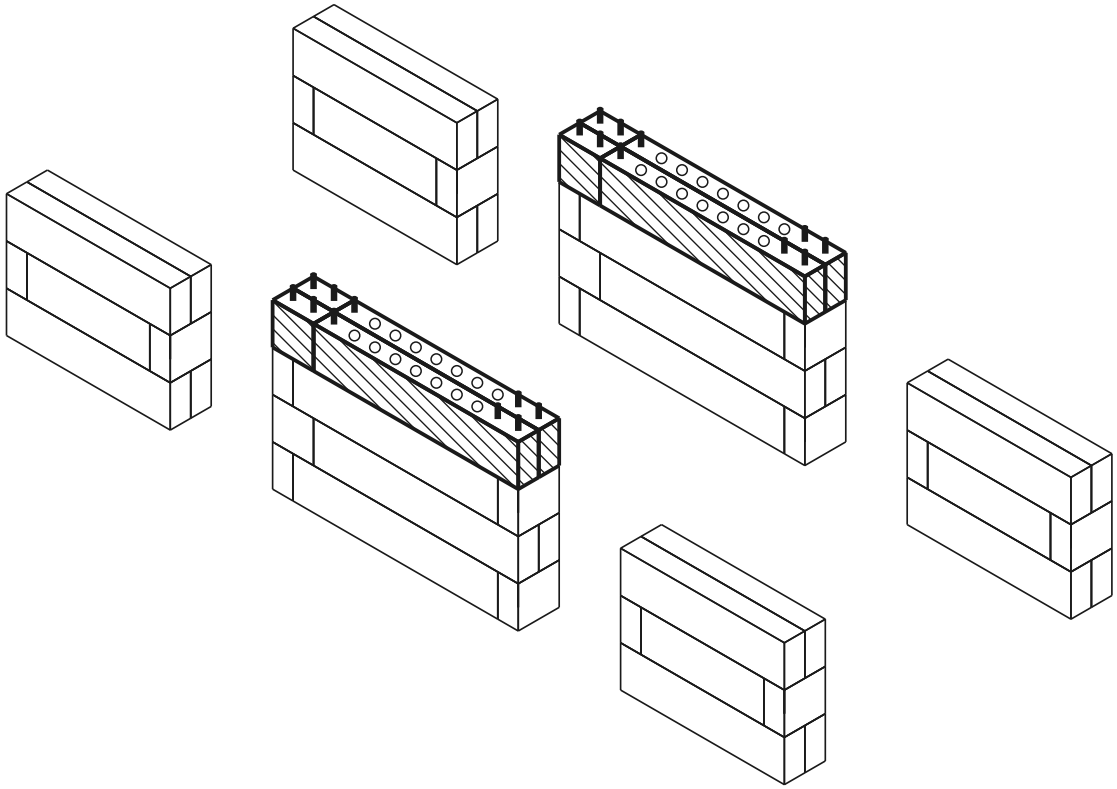

stratul curent montat diblu gaură

VEDERE DE SUS - CARE PIESĂ UNDE

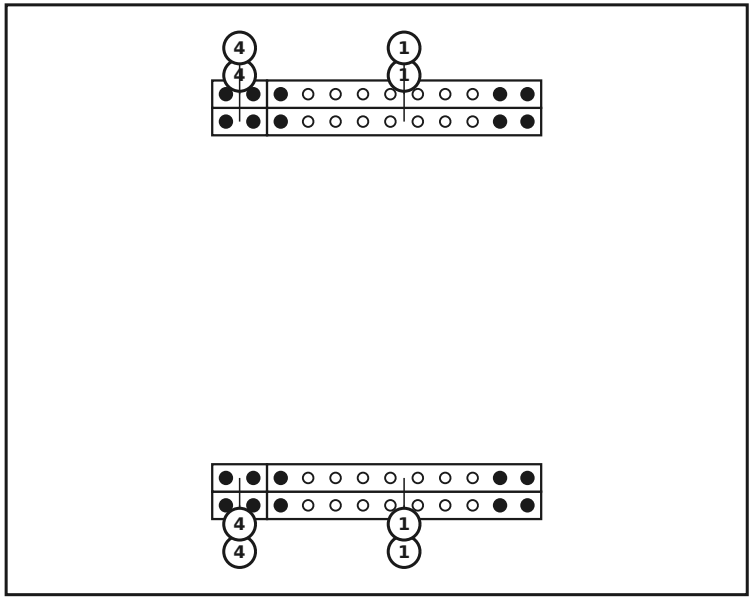

PIESELE DIN ACEST STRAT

nr.	dim. (mm)	desen	găuri	buc
4	60 x 120 x 120		2× Ø12	**4**
1	60 x 120 x 600		10× Ø12	**4**
	Conectori			**20**

Stratul 6 / 8

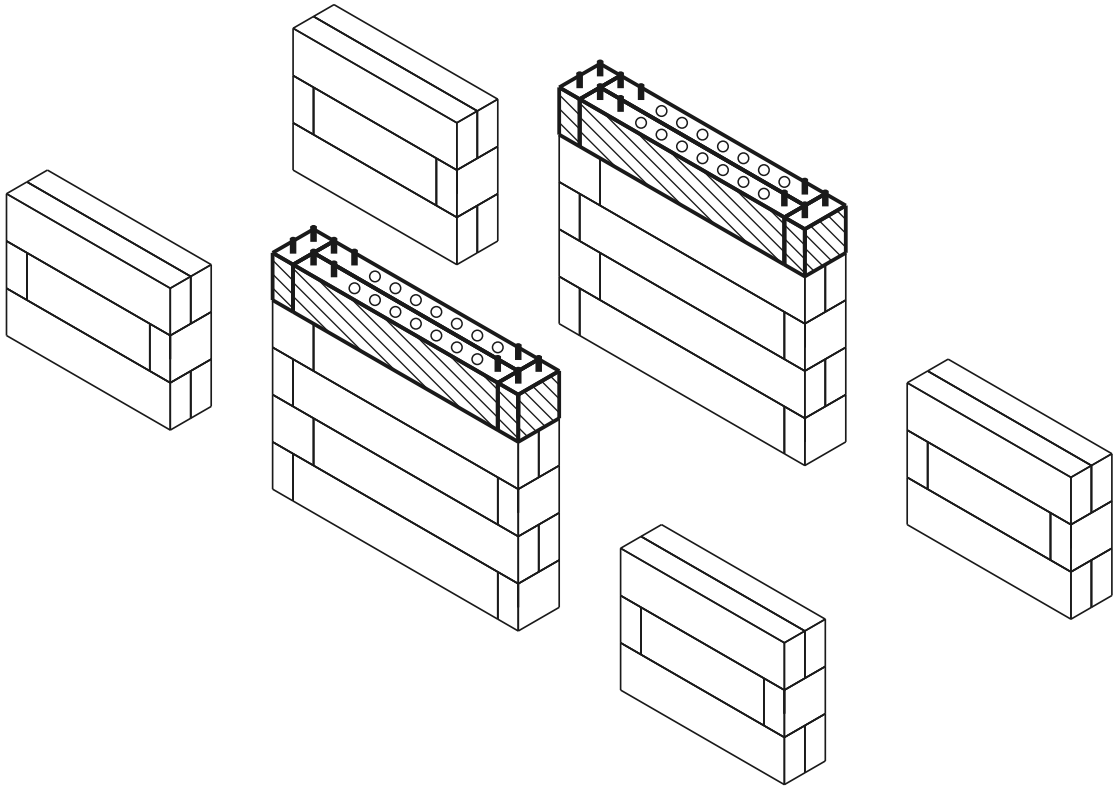

stratul curent montat diblu gaură

VEDERE DE SUS - CARE PIESĂ UNDE

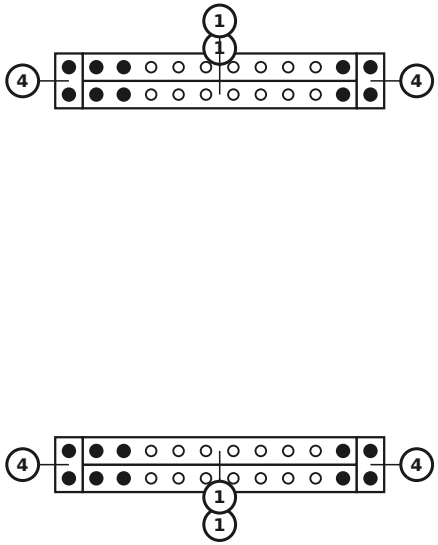

PIESELE DIN ACEST STRAT

nr.	dim. (mm)	desen	găuri	buc
4	60 x 120 x 120		2× Ø12	**4**
1	60 x 120 x 600		10× Ø12	**4**
	Conectori			**20**

Stratul 7 / 8

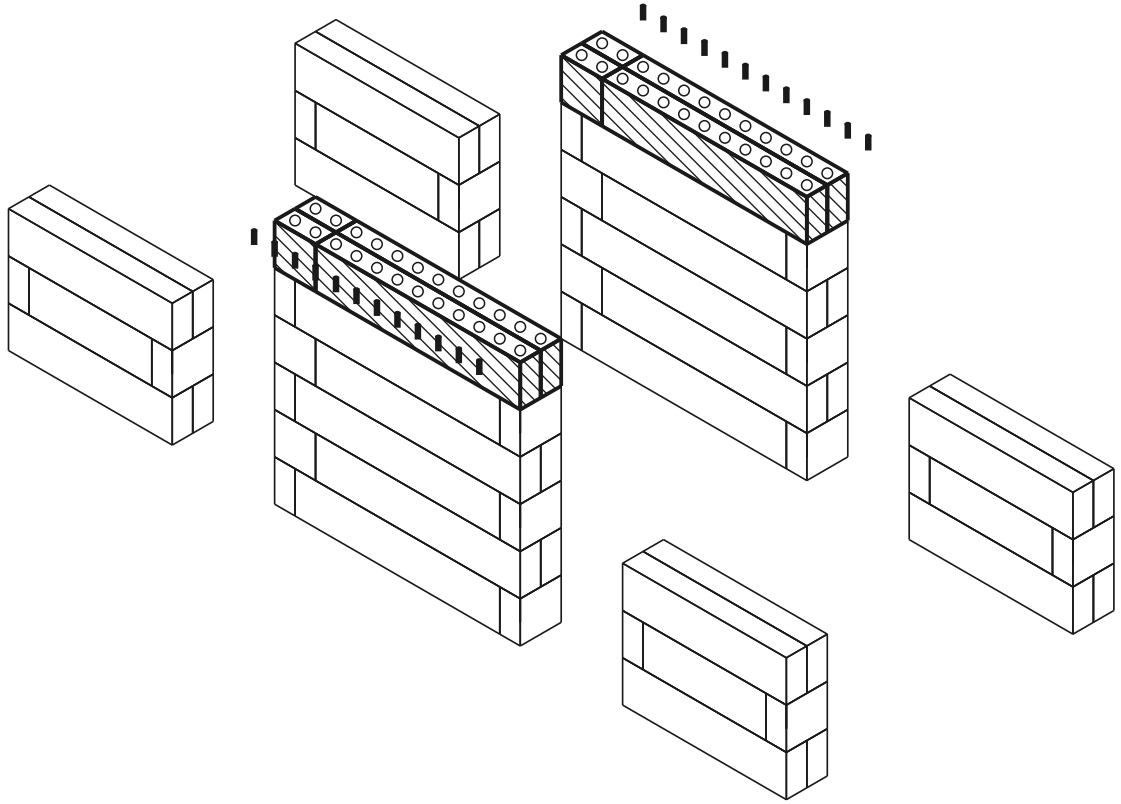

stratul curent montat diblu gaură

VEDERE DE SUS - CARE PIESĂ UNDE

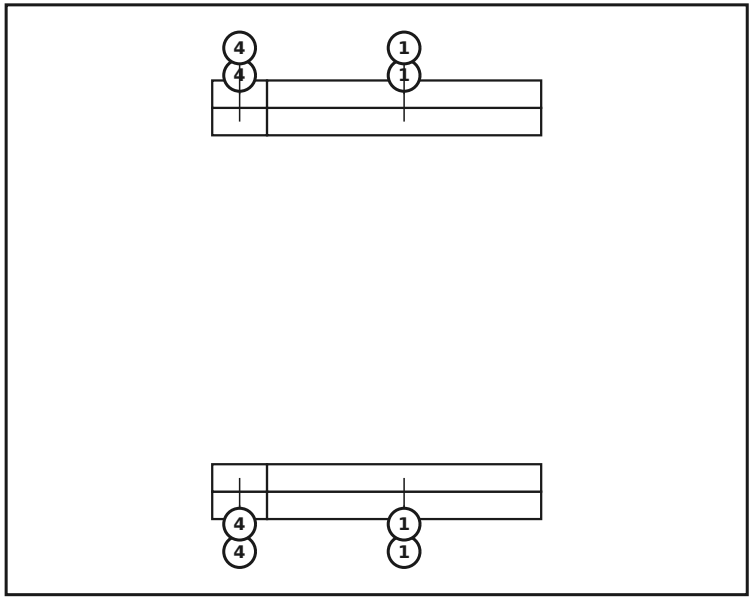

PIESELE DIN ACEST STRAT

nr.	dim. (mm)	desen	găuri	buc
4	60 x 120 x 120		2× Ø12	**4**
1	60 x 120 x 600		10× Ø12	**4**
	Conectori			**0**

Stratul 8 / 8 — Montarea plăcii de șezut



stratul curent montat diblu gaură

VEDERE DE SUS - CARE PIESĂ UNDE

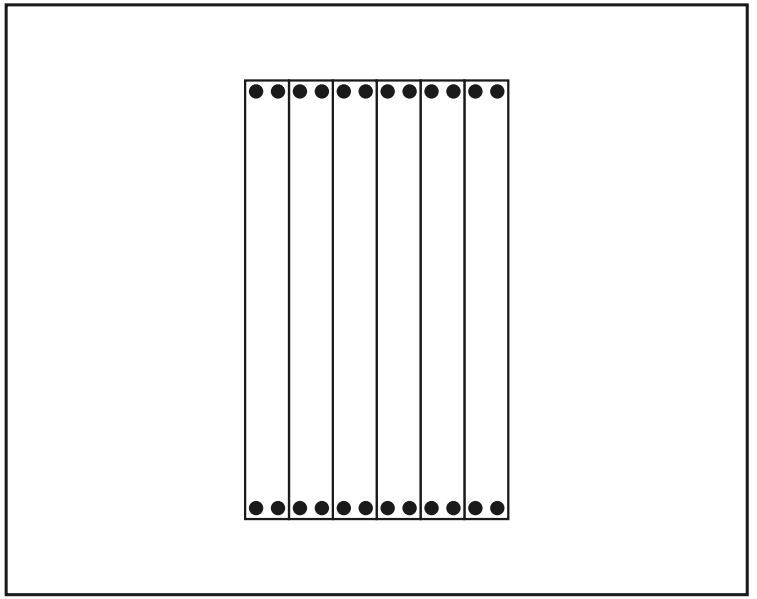

PIESELE DIN ACEST STRAT

dim. (mm)	desen	găuri	buc
60 x 120 x 1200		4× Ø12	**6**
Conectori	●		**24**

Bateți conectorii în rândul superior al peretelui, apoi așezați placa de șezut pe aceștia de sus.

Model finalizat

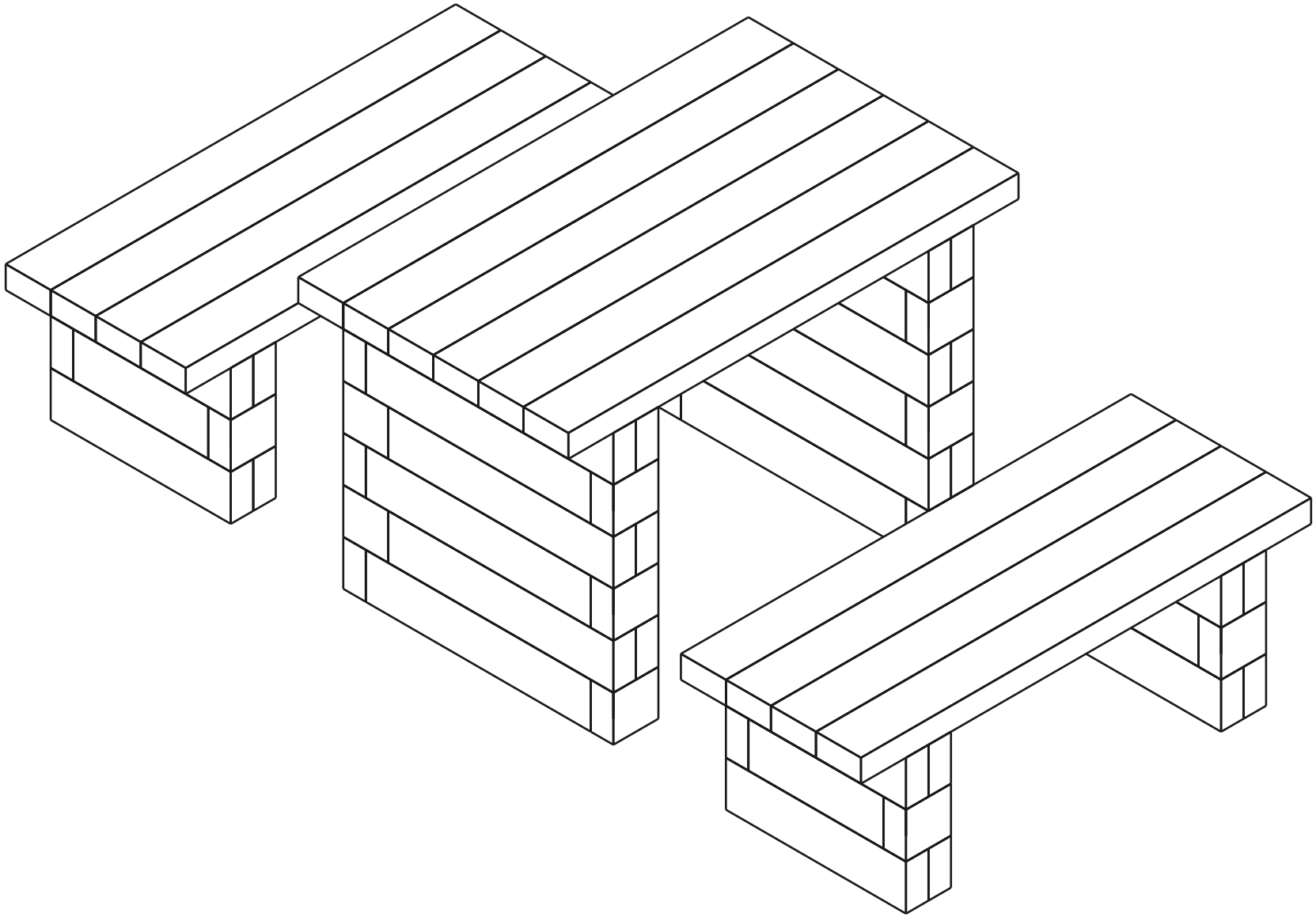

Lista de materiale (BOM)

Piesă	Rol	Buc
60×120×600 mm (BOTTOM)	jos	4
60×120×480 mm (BOTTOM)	jos	8
60×120×120 mm (BOTTOM)	jos	4
60×120×600 mm	mijloc	20
60×120×480 mm	mijloc	8
60×120×360 mm	mijloc	8
60×120×120 mm	mijloc	28
Placă de șezut 1200mm	șezut	14
Connector (12×70 mm pin)	-	220

Total: 94 piese